

THE **LEAN**BODYPROJECT
IT'S EASY WHEN YOU KNOW HOW

30 DELICIOUS LEAN BODY RECIPES

THE LEAN BODY COOK BOOK

THELEANBODYPROJECT.CO.UK

THE LEAN BODY
COOK
BOOK



Hi,

I'm Damien, a body transformation coach and owner of The Lean Body Project. I created this recipe book so that you have no excuses when it comes to variety and taste.

Getting fit and lean doesn't have to be complicated it just takes a little bit of planning and a lot of consistency. Myself and my team have transformed thousands of peoples lives and bodies over the years and i am super happy that you have picked up this recipe book and put your trust in us to help you.

If you put in the time, effort and consistency you too can become one of our amazing success stories!

I hope you find this recipe book useful in helping you achieve your health and fitness goals but If you need any further help on your journey be sure to reach out and contact us.

Best Wishes

Damien Coates

Body Transformation Coach



DISCLAIMER

The recipes and information in this book have been created for the ingredients and techniques indicated. The publisher/author is not responsible for any specific health or allergy needs that require supervision nor any adverse reactions you may have to the recipes in this book - whether you have followed them as written or have modified them to suit your dietary requirements. Any nutritional advice and information provided in this book is based on the author's own experiences, research and knowledge. The information provided is not to be used in place of proper medical advice.

CONTENTS

BREAKFASTS

Baked Beans 8
Baked Blackberry Custard 10
Banana Milkshake 12
Breakfast Burrito 14
Kiwi Smoothie Bowl 16

SIDES & SMALL PLATES

Garlic Mushroom Egg cups 20
Roast Pumpkin Slices 22
Cheesy Bacon Broccoli 24
Prosciutto Wrapped Asparagus 26
Orange & Radicchio Salad 28
Caprese Bean Salad 30

MAINS

Rainbow Slaw 34
Mini Goats Cheese Pizzas 36
Sticky Pork Chops 38
Sesame Salmon 40
BBQ Chicken & Avocado Salad 42
Vietnamese Beef Roll 44
Avocado Zoodle Pasta 46
Roast Potato & Prawn Salad 48
Chargrilled Veg & Black Rice 50
Creamy Turkey Pasta 52
Rigatoni Bake 54
Chicken with Brown Butter Sauce 58
Roast Beef Tenderloin 60
Quick & Easy Tuna Quiche 62


DESSERTS

Fruity Muffin 66
Peanut Butter Protein Cookies 68
Greek Yoghurt Tart with Mango 70
Carrot Cake Oatmeal Slice 72

KEY

V	VEGETARIAN
VE	VEGAN
DF	DAIRY FREE
GF	GLUTEN FREE
N	CONTAINS NUTS
Q	QUICK

BREAKFASTS







BAKED BEANS

SERVES: 4

TOTAL TIME: 50 MINUTES

GF V VE DF

INGREDIENTS

- 2 tsp olive oil
- 1 brown onion, diced
- 2 cloves garlic, minced
- 250g butter beans
- 450g (tinned) tomatoes, diced
- 2 tsp dried rosemary
- Sea salt & cracked pepper
- 2 avocados, sliced

INSTRUCTIONS

Preheat oven to 180°C/350°F/Gas 4.

Bring a medium sized fry pan to medium-high heat. Add oil, onion and garlic. Cook for 3-4 minutes or until onion is soft.

Add beans, tomatoes, rosemary, salt & pepper and cook for another 4-5 minutes.

Transfer bean mix to a small-medium oven proof dish, place in the oven and cook for 35-40 minutes.

Serve with sliced avocado.

MACROS PER PORTION

CALORIES	280	PROTEIN	38
CARBS	22	FATS	19
FIBRE	8		



BAKED BLACKBERRY CUSTARD

SERVES: 2

TOTAL TIME: 45 MINUTES

GF V

INGREDIENTS

2 eggs
1 1/2 tbsp rice malt syrup
125g natural yoghurt
1 tbsp vanilla protein powder (vegan if required)
1/2 lemon, zest finely grated
90g blackberries
2 tsp coconut sugar

INSTRUCTIONS

Start by preheating your oven to 200 °C / 395 °F / Gas 6.

Combine eggs, rice malt syrup, yoghurt, protein powder and lemon zest in a blender or food processor and blend until smooth and a little frothy.

Divide the mixture between 2 ramekins and place them in a large oven proof stainless steel fry pan that's filled to about 3/4 of the way up the sides of the ramekins.

Place blackberries on top.

Cover with the lid and bake for about 30 minutes or until set in the middle.

Carefully remove ramekins from the pot and allow to cool for 5 minutes. Sprinkle with coconut sugar before serving.

MACROS PER PORTION

CALORIES	327	PROTEIN	28
CARBS	29	FATS	11
FIBRE	4		

June 20th is
National Vanilla
Milkshake Day.



BANANA MILKSHAKE

SERVES: 2

TOTAL TIME: 5 MINUTES



INGREDIENTS

400ml milk
250g Greek yoghurt
1 large frozen banana
2 scoop vanilla protein powder

INSTRUCTIONS

Add all ingredients to your blender and blitz until smooth.
To increase the thickness, add 5-10 cubes of ice.

MACROS PER PORTION

CALORIES	433	PROTEIN	28
CARBS	40	FATS	18
FIBRE	8		



THE LEAN BODY PROJECT
IT'S EASY WHEN YOU KNOW HOW

theleanbodyproject.co.uk



BREAKFAST BURRITO

SERVES: 1

TOTAL TIME: 25 MINUTES

GF

INGREDIENTS

1 slice bacon
1 egg
1/2 tbsp skim milk
Salt & cracked pepper
1 large tortilla (gluten free if required)
30g tasty cheese, grated
30g cherry tomatoes, sliced
1/4 avocado, sliced
1 tsp sriracha

INSTRUCTIONS

Preheat oven to 190°C/375°F/Gas 5. Line a small baking tray with baking paper.

Lay bacon on the tray and cook for 10-15 minutes or until nice and crispy.

Whisk the egg, milk, salt & pepper together in a small bowl.

Bring a medium-sized fry pan to medium-high heat. Spray with a little olive oil spray. Pour egg mix in, stirring gently and constantly, until just under done.

Transfer eggs on to the tortilla.

Next, add cooked bacon, cheese, tomatoes, avocado and sriracha.

Roll the burrito up very tightly, making sure the ends are enclosed.

Bring a fry pan to medium-high heat and spray it lightly with olive oil spray.

Place burrito in the pan (seam side down) and cook for about 3 minutes on each side or until nice and toasted.

MACROS PER PORTION

CALORIES	498	PROTEIN	24
CARBS	38	FATS	29
FIBRE	3		



KIWI SMOOTHIE BOWL

SERVES: 1

TOTAL TIME: 10 MINUTES

GF V VE DF

INGREDIENTS

120g frozen kiwi fruit
1 medium frozen banana
2-3 tbsp light coconut milk (more if needed)
1 scoop protein powder (vegan if required)
2 tsp shredded coconut
Handful blueberries

INSTRUCTIONS

Add frozen kiwi fruit and banana to a blender and blend on low for about 30 seconds.

Next, start adding the coconut milk and protein powder in increments. Blending each time you add more and scraping down the sides as you go. Once you have a smooth and thick consistency, transfer to a bowl. Top with shredded coconut and blueberries.

MACROS PER PORTION

CALORIES	438	PROTEIN	30
CARBS	64	FATS	10
FIBRE	10		

SIDES & SMALL PLATES







THE LEAN BODY PROJECT
IT'S EASY WHEN YOU KNOW HOW

theleanbodyproject.co.uk



GARLIC MUSHROOM EGG CUPS

SERVES: 6

TOTAL TIME: 30 MINUTES

GF V

INGREDIENTS

30g mushrooms, sliced
60g spinach
60g feta, crumbled
6 eggs
1/4 brown onion, diced
1 clove garlic, minced
Salt & cracked pepper

INSTRUCTIONS

Preheat oven to 180°C/350°F/Gas 4. Lightly spray a 6-cup muffin tin with non stick cooking oil spray.

Divide mushroom, spinach and feta evenly between six muffin cups.

In a medium-sized bowl, whisk the egg, onion and garlic.

Pour the egg mix evenly into each cup and season with salt & pepper.

Cook for 20 minutes or until eggs have set.

Serve straight away, or refrigerate in an airtight container for up to 4 days.

MACROS PER PORTION

CALORIES	103	PROTEIN	8
CARBS	1	FATS	7
FIBRE	0		



ROAST PUMPKIN SLICES

SERVES: 4

TOTAL TIME: 40 MINUTES

GF V VE DF

INGREDIENTS

1 1/2kg Kent pumpkin
2 tbsp olive oil
2 tbsp Cajun spice
Sea salt & cracked pepper.

INSTRUCTIONS

Preheat oven to 200 /395 /Gas 6.

Cut the pumpkin in half or quarters and scoop the seeds out. The cut the pieces into 1/2" half moons.

Toss the pumpkin in olive oil, cajun spice, salt & pepper. Season with salt and pepper.

Roast for about 25-30 minutes, flipping at the halfway mark.

MACROS PER PORTION

CALORIES	222	PROTEIN	6
CARBS	42	FATS	8
FIBRE	4		



CHEESY BACON BROCCOLI

SERVES: 4

TOTAL TIME: 50 MINUTES

GF

INGREDIENTS

2 large broccoli heads, chopped
1 tbsp olive oil
2 cloves garlic, minced
1 tbsp lemon, juiced
1 tsp parsley
Sea salt & cracked pepper
225g bacon, chopped
120g mozzarella, shredded
60g parmesan, grated
2 tsp chilli flakes

INSTRUCTIONS

Preheat oven to 200 °C / 395 °F / Gas 6. Toss broccoli with olive oil, garlic, lemon, parsley, salt & pepper. Transfer broccoli to an ovenproof dish, scatter bacon on top and cook for about 20-25 minutes, or until bacon is fully cooked.

Remove dish from the oven and cover with a layer of mozzarella and Parmesan. Sprinkle chilli flakes on top and cook for another 5 minutes or until cheese has melted.

Serve immediately.

MACROS PER PORTION

CALORIES	359	PROTEIN	23
CARBS	9	FATS	29
FIBRE	3		



PROSCIUTTO WRAPPED ASPARAGUS

SERVES: 5

TOTAL TIME: 20 MINUTES

GF DF

INGREDIENTS

450g asparagus spears
1 1/2 tbsp olive oil
2 tsp balsamic vinegar
Sea salt & cracked pepper
10-12 slices prosciutto

INSTRUCTIONS

Preheat oven to 180°C/350°F/Gas 4. Line a baking tray with baking paper.

Toss asparagus in olive oil, balsamic vinegar salt & pepper.


Wrap each spear in a piece of prosciutto and pierce with a toothpick.

Place in the oven and cook for 15 minutes, or until everything is starting to crisp.

Transfer to a large serving plate and season with a little extra salt & pepper.

MACROS PER PORTION

CALORIES	133	PROTEIN	11
CARBS	4	FATS	9
FIBRE	2		



THE LEAN BODY PROJECT
IT'S EASY WHEN YOU KNOW HOW

theleanbodyproject.co.uk



ORANGE & RADICCHIO SALAD

SERVES: 2

TOTAL TIME: 10 MINUTES

GF DF V VE

INGREDIENTS

2 tbsp olive oil
2 tbsp orange, juiced
2 tsp balsamic vinegar
Salt & cracked pepper
1 orange, sliced
1 romaine lettuce heart, leaves separated
80g radicchio, leaves separated and sliced
30g walnuts, chopped

INSTRUCTIONS

Firstly add olive oil, orange, balsamic vinegar, salt & pepper to a small jar. Place the lid on top and give it a vigorous shake.

Add orange and lettuce to a large bowl, pour the dressing on top and toss with your hands until well coated.

Using your hands, lift the salad out of the bowl and transfer to a platter, leaving excess dressing behind.

Sprinkle with chopped walnuts.

MACROS PER PORTION

CALORIES	152	PROTEIN	2
CARBS	9	FATS	12
FIBRE	2		



THE LEAN BODY PROJECT
IT'S EASY WHEN YOU KNOW HOW

theleanbodyproject.co.uk



CAPRESE BEAN SALAD

SERVES: 4

TOTAL TIME: 25 MINUTES

GF DF

INGREDIENTS

5 large tomatoes, sliced
300g green beans, trimmed
1 x (400g) tin cannellini beans, rinsed and drained
100g mozzarella
2 tbsp lemon infused olive oil
1 tbsp basil, leaves picked
Salt flakes & cracked pepper

INSTRUCTIONS

Arrange tomatoes, green beans, cannellini beans and mozzarella on a large serving plate.

Top with torn mozzarella and basil leaves.

Drizzle oil all over and season with salt flakes & cracked pepper.

MACROS PER PORTION

CALORIES	248	PROTEIN	13
CARBS	25	FATS	12
FIBRE	9		

MAINS







THE LEAN BODY PROJECT
IT'S EASY WHEN YOU KNOW HOW

theleanbodyproject.co.uk



RAINBOW SLAW

SERVES: 2

TOTAL TIME: 20 MINUTES

GF V

INGREDIENTS

150g red cabbage, finely sliced
150g white cabbage, finely sliced
100g carrot, peeled and cut into matchsticks
100g cucumber, cut into matchsticks
4 radishes, finely sliced
140g Greek yoghurt
2 tbsp sweet chilli sauce

INSTRUCTIONS

Place all vegetables in a large bowl.

Mix yoghurt with sweet chilli sauce, pour all over the slaw and toss really well to combine.

MACROS PER PORTION

CALORIES	175	PROTEIN	7
CARBS	21	FATS	7
FIBRE	6		



MINI GOATS CHEESE PIZZAS

SERVES: 2

TOTAL TIME: 20 MINUTES

V

INGREDIENTS

2 English muffins, sliced in half
2 tbsp basil pesto
120g courgette, thinly sliced
80g soft goats cheese

INSTRUCTIONS

Start by preheating your oven to 180°C/350°F/Gas 4.

You'll need to slightly pre-toast your muffins. Place them in the toaster and toast for half the usual amount of time.

Next, spread basil pesto all over, followed by courgette and goats cheese.

Place in the oven and cook for 10-15 minutes or until cheese has melted and muffins look crispy around the edges.


MACROS PER PORTION

CALORIES	332	PROTEIN	15
CARBS	29	FATS	19
FIBRE	3		



THE LEAN BODY PROJECT
IT'S LOST WHEN YOU KNOW HOW

theleanbodyproject.co.uk



STICKY PORK CHOPS

SERVES: 3

TOTAL TIME: 20 MINUTES

GF DF

INGREDIENTS

2 cloves garlic, minced
3 oranges, juiced
1 tbsp maple syrup
Salt & cracked pepper
1 tbsp butter
3 pork chops

INSTRUCTIONS

Mix garlic, oranges, maple syrup, salt & pepper together in a small bowl and set aside.

Melt butter in a non-stick skillet over medium-high heat. Add the pork chops and cook for about 5-6 minutes or until they start to brown on the bottom. Flip the chops and cook for another 5-6 minutes on the other side.

Remove from the pan and set aside on some kitchen towel.

Pour the sauce into the same skillet and let it bubble and become sticky. Once thickened, throw the chops back in and toss them around to coat them in sauce.

Divide on three plates and serve immediately.

MACROS PER PORTION

CALORIES	514	PROTEIN	30
CARBS	14	FATS	38
FIBRE	0		



THE LEAN BODY PROJECT
IT'S EASY WHEN YOU KNOW HOW

theleanbodyproject.co.uk



SESAME SALMON

SERVES: 4

TOTAL TIME: 15 MINUTES

GF DF

INGREDIENTS

2 tsp sesame oil
400g skinless salmon steaks, thinly sliced
150g edamame
1 tbsp pickled ginger
2 tsp sesame seeds
2 tsp fresh red chilli, diced

INSTRUCTIONS

Bring a large fry pan to high heat and add sesame oil.

Lay salmon slices in the pan and cook for one minute. Flip, and cook for an additional 30 seconds or until just cooked through.

Transfer to a serving plate and sprinkle with edamame, pickled ginger, sesame seeds and fresh chilli.

MACROS PER PORTION

CALORIES	293	PROTEIN	24
CARBS	3	FATS	20
FIBRE	1		



THE LEAN BODY PROJECT
IT'S EASY WHEN YOU KNOW HOW

theleanbodyproject.co.uk



BBQ CHICKEN & AVOCADO SALAD

SERVES: 4

TOTAL TIME: 30 MINUTES

GF DF

INGREDIENTS

2 chicken breast (240g), sliced in strips
2 tsp olive oil
1/2 pineapple, peeled & cut into wedges
60g spinach
200g avocado, sliced
For the satay sauce:
1 tbsp vegetable oil
3 tbsp chunky peanut butter
3 tbsp hoisin sauce
60ml lime juice
60ml water
To serve:
25g coriander, leaves picked

INSTRUCTIONS

Bring a saucepan to medium heat and add all dressing ingredients. Stir constantly with a whisk and cook for 4-5 minutes or until the sauce is thick and smooth. Transfer to a bowl and set aside.

Next, place chicken in a medium bowl with olive oil and toss to coat. Season with salt & pepper.

Heat a chargrill BBQ plate on medium-high heat. Cook chicken for about 7 minutes on each side, or until fully cooked through. Remove from the heat, cover with tinfoil and set aside.

Add pineapple and cook each side for 2-3 minutes, or until slightly charred.

Lay spinach across a large serving plate, then arrange chicken, pineapple and avocado on top.

Pour satay sauce all over and sprinkle with coriander.

MACROS PER PORTION

CALORIES	396	PROTEIN	23
CARBS	31	FATS	20
FIBRE	6		



VIETNAMESE BEEF ROLL

SERVES: 2

TOTAL TIME: 20 MIN-
UTES (PLUS 8 HOURS)

GF DF

INGREDIENTS

1 carrot, shredded
1/2 lebanese cucumber, cut into matchsticks
1/2 red onion, thinly sliced
80ml Vietnamese dressing
100g rump steak, trimmed
25g coriander, leaves picked
2 long wholemeal soft rolls, cut lengthways (not all the way through) (gluten-free if required)
2 tsp kewpie mayonnaise
2 tsp sriracha

INSTRUCTIONS

Place carrot, cucumber and onion in a small bowl and cover with vietnamese dressing. Place in the fridge for 2 hours, or ideally overnight to allow the vegetables to absorb the dressing.

Heat a lightly oiled, barbecue grill plate over a high heat. Add beef. Cook, for about 3 minutes on each side, or until cooked to your liking. Remove from the heat and loosely cover with tin foil for five minutes before slicing the steak into thin slices.

Drain the marinating vegetables and divide between the rolls.

Finally, layer with beef, coriander, mayonnaise and sriracha.

MACROS PER PORTION

CALORIES	366	PROTEIN	18
CARBS	41	FATS	14
FIBRE	6		



AVOCADO ZOODLE PASTA

SERVES: 4

TOTAL TIME: 15 MINUTES

GF V DF

INGREDIENTS

3 courgettes, spiralised
180g arugula
1 x (400g) tin chickpeas, drained & rinsed
1 avocado, sliced
60g green olives, sliced
2 tbsp pine nuts
Chilli flakes, optional
For the sauce:
1 avocado
1/2 tbsp apple cider vinegar
1 1/2 tbsp olive oil
2 1/2 tbsp mayonnaise
Sea salt & cracked pepper

INSTRUCTIONS

Bring a large pot of salted water to boil. Once boiling add the spiralised courgette and cook for 2-3 minutes. Drain and set aside.

Add all the sauce ingredients to a blender and blitz until smooth.

In a large bowl, toss the rocket, chickpeas and sauce all together. Gently mix through the courgette noodles. Transfer to 4 bowls.

Top each bowl with sliced avocado, olives, pine nuts and a sprinkling of chilli flakes.

MACROS PER PORTION

CALORIES	408	PROTEIN	11
CARBS	26	FATS	30
FIBRE	12		



ROAST POTATO & PRAWN SALAD

SERVES: 5

TOTAL TIME: 60 MINUTES

GF DF

INGREDIENTS

600g baby new potatoes, cut into halves or quarters

200g green beans

600g cooked prawns

For the dressing:

300ml Greek yoghurt

1 tbsp lemon, juiced

2 tbsp red onion, diced

2 tbsp dill, chopped

2 tbsp mint, chopped

2 tsp olive oil

2 tsp Dijon mustard

INSTRUCTIONS

Peel potatoes and place in a pan of cold water, bring to the boil and cook for 10 minutes or until just tender. Add the beans for the remaining 3-4 minutes. Drain, set aside and allow to cool for 30-40 minutes.

Meanwhile, you can prepare the dressing by mixing all ingredients together in a medium sized bowl.

Add everything to a large bowl, season with a little salt & pepper and toss well to combine.

Divide on five plates and garnish with parsley, optional.

MACROS PER PORTION

CALORIES	317	PROTEIN	36
CARBS	25	FATS	6
FIBRE	3		



THE LEAN BODY PROJECT
IT'S EASY WHEN YOU KNOW HOW

theleanbodyproject.co.uk



CHARGRILLED VEG & BLACK RICE

SERVES: 4

TOTAL TIME: 20 MINUTES

GF V VE DF

INGREDIENTS

2 red onions, cut into chunks
2 red bell peppers, cut into chunks
2 courgettes, cut into chunks
1 1/2 tbsp olive oil
225g black rice (uncooked)
2 cloves garlic, minced
430ml water
1 vegetable stock cube

INSTRUCTIONS

Preheat oven to 200 °C / 395 °F / Gas 6. Line a baking tray with baking paper.

Toss onion, peppers and courgettes in olive oil, season with salt & pepper, and lay evenly on the baking tray.

Meanwhile, heat olive oil in a saucepan over medium heat, then add black rice and garlic. Cook for 6-7 minutes stirring constantly. Add water and vegetable stock, and bring to a boil before reducing to a low heat. Cover, and simmer for about 25-30 minutes or until water is absorbed.

Divide rice into 4 bowls, top with vegetables and serve immediately.

MACROS PER PORTION

CALORIES	293	PROTEIN	8
CARBS	52	FATS	7
FIBRE	6		



THE LEAN BODY PROJECT
IT'S EASY WHEN YOU KNOW HOW

theleanbodyproject.co.uk



CREAMY TURKEY PASTA

SERVES: 2

TOTAL TIME: 35 MINUTES

GF

INGREDIENTS

100g penne (uncooked)
1 brown onion, diced
1 clove garlic, minced
100g sundried tomatoes, sliced
500ml vegetable stock
100ml light cream
1 tbsp lemon, juiced
1/2 tbsp Dijon
170g cooked turkey breast

INSTRUCTIONS

Bring a large pot of salted water to boil and cook penne according to packet instructions.

Meanwhile, bring a large non-stick skillet to medium heat, add onion, garlic and sundried tomatoes. Cook for 5 minutes.

Next, add the stock, cream, lemon and Dijon, and bring to a simmer.

Stir through the cooked turkey and pasta.

Season really well with salt & cracked pepper, and divide into 2 bowls.

MACROS PER PORTION

CALORIES	474	PROTEIN	29
CARBS	48	FATS	17
FIBRE	3		



THE **LEAN**BODYPROJECT
IT'S EASY WHEN YOU KNOW HOW

theleanbodyproject.co.uk



RIGATONI BAKE

SERVES: 4

TOTAL TIME: 60 MINUTES

V VE DF

INGREDIENTS

- 400g rigatoni (gluten-free if required)
- 1 1/2 tbsp olive oil
- 1 red onion, diced
- 1 x (400g) can kidney beans
- 300ml passata
- 250ml vegetable stock
- 1 tbsp Italian herbs
- 2 tbsp fresh basil, chopped
- 70g panko crumbs

INSTRUCTIONS

Preheat oven to 180°C/350°F/Gas 4. At the same time bring a large pot of salted water to boil.

Next, grease a baking dish with cooking spray.

Cook pasta according to packet instructions. Once cooked, drain and set aside.

Meanwhile, heat half the oil in a medium frypan. Add onion and kidney beans and cook for 5 minutes or until soft. Pour in the passata, stock and Italian herbs. Bring to a boil then remove from heat.

Stir through the pasta before transferring to the baking dish.

In a small bowl, toss breadcrumbs with remaining olive oil. Sprinkle over pasta and bake for 25 minutes.

Sprinkle with chopped basil before serving.

MACROS PER PORTION

CALORIES	543	PROTEIN	21
CARBS	94	FATS	7
FIBRE	8		



SCOTTISH

SERVES: 3

TOTAL TIME: 55 MINUTES



INGREDIENTS

225g potatoes, diced
2 large onions, diced
2 celery stalks, peeled and chopped
1 large carrot, peeled and chopped
40g butter (unsalted)
1 head Savoy cabbage, finely shredded
100g cheddar cheese, grated
Salt and pepper to taste

INSTRUCTIONS

Preheat oven to 180°C/350°F/Gas 4.

Bring a pot of salted water to a boil. Add potatoes and cook until tender but still firm, about 12-15 minutes. Drain, transfer to a large bowl, mash and set aside.

Meanwhile, bring a 1/2 inch of salted water to boil in a large frying pan. Add the onions, celery and carrots, cover, and cook for about 5 minutes or until water has evaporated. Add half the butter and savoy cabbage to the pan and cook for 2-3 minutes or until cabbage has softened.

Add the cabbage to the bowl of potato, along with the remaining butter and mash together thoroughly. Mix through the other vegetables and season with salt and pepper.

Transfer the vegetables to an ovenproof baking dish, sprinkle the cheese on top, cover with aluminum foil and bake for 30-35 minutes.

Remove the aluminium foil and cook for a further 5 mins or until the cheese is starting to become crispy.

Divide on to four plates and serve hot.

MACROS PER PORTION

CALORIES	405	PROTEIN	14
CARBS	42	FATS	22
FIBRE	9		



THE LEAN BODY PROJECT
IT'S EASY WHEN YOU KNOW HOW

theleanbodyproject.co.uk



CHICKEN WITH BROWN BUTTER SAUCE

SERVES: 2

TOTAL TIME: 30 MINUTES

INGREDIENTS

150g chicken breast (2 pieces)
Sea salt & cracked pepper
40g all purpose flour
1 tbsp olive oil
60g butter
2 tsp fresh thyme leaves
1 garlic clove, minced

INSTRUCTIONS

Start by cutting each chicken breast in half lengthways (to make the pieces thinner)

Season well with salt & cracked pepper.

Place flour in a bowl and dredge each chicken breast in the flour.

Add the olive oil and half the butter to a large skillet set over medium-high heat. Allow the butter to melt a little, then add the chicken and cook for 3 minutes per side, or until cooked through. Transfer chicken to a plate and cover with aluminum foil.

Add the remaining butter to the same skillet, and again, allow it to melt before adding the thyme leaves and garlic. After 2-3 minutes the butter should begin to brown and bubble a little.

Reduce the heat right down, add the chicken back to the skillet and just allow the chicken to heat through.

Transfer to two plates and serve immediately.

MACROS PER PORTION

CALORIES	451	PROTEIN	25
CARBS	15	FATS	33
FIBRE	1		



THE LEAN BODY PROJECT
IT'S ASY WHEN YOU KNOW HOW

theleanbodyproject.co.uk



ROAST BEEF TENDERLOIN

SERVES: 6

TOTAL TIME: 60 MINUTES

GF DF

INGREDIENTS

1kg beef tenderloin roast
2 tbsp olive oil, divided
2 cloves garlic, minced
2 red bell peppers, halved
2 yellow bell peppers, halved
Coriander leaves

INSTRUCTIONS

Allow beef to stand at room temperature for 1 hour before roasting. Set an oven rack in the middle position and preheat the oven to 200 /395 /Gas 6.

Take a separate large baking tray and line it with baking paper. Place bell peppers cut side down and place tray in the oven (under the tray reserved for the meat). Cook capsicums for 40-50 minutes or until the skin begins to char.

Season beef all over with sea salt and pepper. Heat oil, garlic and chermoula spice in an ovenproof skillet over medium-high heat. Cook beef for about 10 minutes, turning with tongs, until well browned on all but one side. Turn the tenderloin so that the un-seared side is down, and transfer the skillet directly to the preheated oven. (You can transfer to a greased pan if you don't have an ovenproof skillet). Roast until a thermometer inserted into the center of the meat registers 49°C-51°C for medium rare, about 15 minutes, or until done to your liking (54.5°C-57°C for medium). Remove meat, cover with aluminum foil and allow to rest for 10 minutes.

Slice meat and serve on a large tray with peppers and fresh coriander.

MACROS PER PORTION

CALORIES	396	PROTEIN	49
CARBS	5	FATS	20
FIBRE	2		



THE LEAN BODY PROJECT
IT'S EASY WHEN YOU KNOW HOW

theleanbodyproject.co.uk



QUICK & EASY TUNA QUICHE

SERVES: 4

TOTAL TIME: 55 MINUTES

GF

INGREDIENTS

250g tuna in springwater
200g mushrooms, sliced
3 eggs
250ml milk
100g Swiss cheese
Salt & cracked pepper

INSTRUCTIONS

Preheat oven to 180°C/350°F/Gas 4. Lightly grease an oven dish with cooking oil spray.

Drain the tuna and transfer to the dish along with the mushrooms. (Make sure you break the tuna up with a fork into flakes).

Season with salt & cracked pepper.

Whisk eggs and milk in a separate bowl and stir the cheese through. Pour over the tuna and mushrooms and bake for 30-35 minutes or until fully cooked through.

Serve immediately with an easy green salad.

MACROS PER PORTION

CALORIES	306	PROTEIN	38
CARBS	7	FATS	14
FIBRE	1		

DESSERTS







THE LEAN BODY PROJECT
IT'S EASY WHEN YOU KNOW HOW

theleanbodyproject.co.uk



FRUITY MUFFIN

SERVES: 1

TOTAL TIME: 10 MINUTES



INGREDIENTS

- 100g mixed berries
- 2 tsp maple syrup
- 1/4 tsp cinnamon
- 1 English muffin, toasted
- 30g cream cheese
- 1 tsp coconut sugar

INSTRUCTIONS

Mix berries, maple syrup and cinnamon in a small bowl.

Once your muffin is toasted, place on a dessert plate and spread cream cheese on both sides.

Top with berry mix and sprinkle with coconut sugar.

MACROS PER PORTION

CALORIES	351	PROTEIN	6
CARBS	57	FATS	11
FIBRE	8		

  
THE LEAN BODY PROJECT
IT'S EASY WHEN YOU KNOW HOW

theleanbodyproject.co.uk



PEANUT BUTTER PROTEIN COOKIES

SERVES: 12

TOTAL TIME: 15 MINUTES

GF V DF

INGREDIENTS

240g runny peanut butter
120g coconut sugar
2 large eggs
50g chocolate protein powder (vegan if required)
Sprinkling sea salt

INSTRUCTIONS

Start by preheating oven to 180°C/350°F/Gas 4. Line a baking tray with baking paper.

Place all ingredients (except sea salt) into a medium-sized bowl and combine.

Spoon out 1 1/2 tbsp of dough at a time and roll into a ball. Flatten between your palms to create a cookie shape and place on the baking tray.

Sprinkle with a little sea salt.

Bake for 8-10 minutes or until the edges begin to turn golden brown.

Let cool for 10 minutes before transferring to a cooling rack.

MACROS PER PORTION

CALORIES	182	PROTEIN	10
CARBS	12	FATS	10
FIBRE	0		



GREEK YOGHURT TART WITH MANGO

SERVES: 8

TOTAL TIME: 40 MINUTES

GF V

INGREDIENTS

190g almond meal
2 tbsp coconut sugar
Pinch of sea salt
3 tbsp coconut oil, melted
1 egg white
285g Greek yogurt
3 tbsp honey
260g mango

INSTRUCTIONS

Preheat the oven 180°C/350°F/Gas 4. Spray a round tart pan with a removable bottom with cooking spray.

In a food processor pulse the almond meal with the coconut sugar and salt until finely ground. Add the coconut oil and egg white and pulse until everything is evenly coated and sticking together. Press the crumbs evenly over the bottom and up the sides of the tart pan. Bake for about 15-20 minutes, until the crust is lightly browned. Let the crust cool completely.

In a medium bowl, mix the yogurt with the maple syrup.

Spread the yogurt in the crust and arrange the berries over the surface of the yogurt. Cut the tart in slices and serve.

MACROS PER PORTION

CALORIES	302	PROTEIN	8
CARBS	18	FATS	22
FIBRE	3		



THE LEAN BODY PROJECT
IT'S EASY WHEN YOU KNOW HOW

theleanbodyproject.co.uk



CARROT CAKE OATMEAL SLICE

SERVES: 10

TOTAL TIME: 60 MINUTES

GF DF

INGREDIENTS

100g instant oats
90g whole wheat flour
1 ½ tsp baking powder
1 tsp ground nutmeg
1 tsp ground cinnamon
2 tbsp coconut oil, melted
1 egg
1 tsp vanilla extract
120ml maple syrup
1 medium carrot, peeled and grated

INSTRUCTIONS

Preheat the oven to 180°C/350°F/Gas 4. Line a 1-2" baking tray with baking paper.

Whisk together the oats, flour, baking powder, nutmeg and cinnamon. In a separate bowl, whisk together the coconut oil, egg, and vanilla. Once combined, stir in the maple syrup. Add in the flour mixture, stirring until just combined. Finally, fold in the carrots. Chill the dough in the fridge for 40-45 minutes.

Transfer the mixture into the tray and smooth with the back of a spoon. Bake for 12-15 minutes.

Cool for 15 minutes before transferring to a cooling rack.

MACROS PER PORTION

CALORIES	148	PROTEIN	3
CARBS	25	FATS	4
FIBRE	2		



THE **LEAN** BODY PROJECT
IT'S EASY WHEN YOU KNOW HOW

THE LEAN BODY COOK BOOK